

# SPRINGBORO COMMUNITY CITY SCHOOLS

RECONCILIATION FOR MONTH ENDING

APRIL 30, 2016



## Depository Balances:

5/3 Operating Checking Acct #99903794	\$14,202,553.65	
People's Bank - Grange Scholarship	\$25,589.54	
Total Depository Balances		\$14,228,143.19

## Adjustments to Bank Balance:

Outstanding Checks: Accounting	-\$856,924.80	
Payroll	-\$86,974.56	
Outstanding Vcards: Accounting	\$392,955.55	
Adjustments/Notes	\$0.00	
Total Adjustments to Bank Balance		-\$550,943.81

## Investments:

CD - Harold E Mills Raymond James	\$41,155.62	
Star Ohio	\$33,142.26	
Raymond James Inv.	\$5,100,175.84	
5/3 Securities	\$77,712.83	
Total Investments		\$5,252,186.55

**Total Bank Balances**

**\$18,929,385.93**

**Total Fund Balance**

**\$18,929,385.93**

**\$0.00**

## OASBO Reservation Accounts:

Series 2004 Acct #72R061424 Held at US Bank	\$318,337.08
Series 2002 Acct #72R051292 Held at US Bank	\$10,479.15

## Athletic Checking Account:

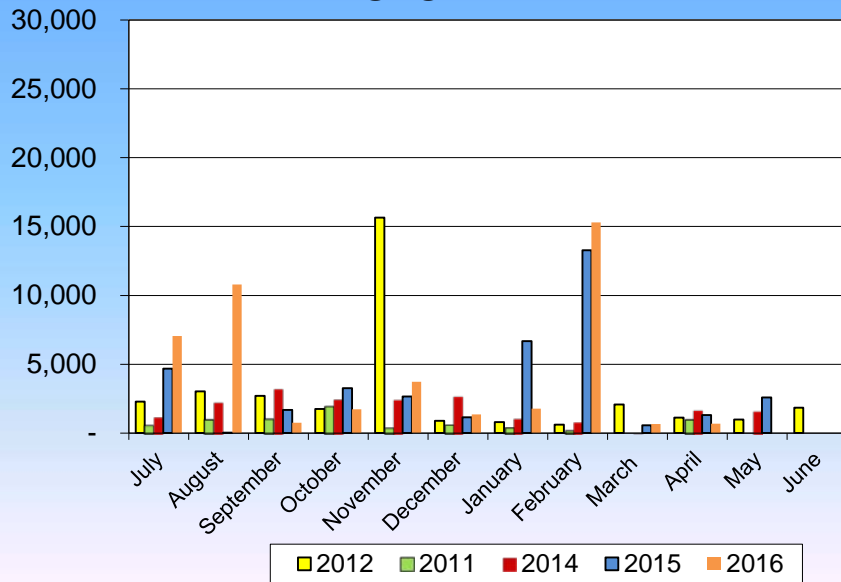
Acct #7703135181 5/3 Bank Balance	\$5,238.36	
Outstanding Checks	-\$395.00	
Book Balance		\$4,843.36

Terrah Floyd, Treasurer/CFO

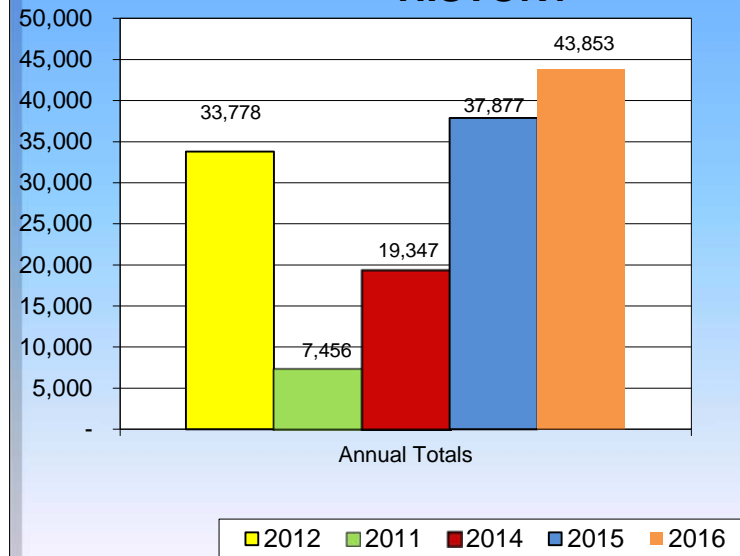
*SPRINGBORO COMMUNITY CITY SCHOOLS*  
*INVESTMENT INCOME HISTORY*

	July	August	September	October	November	December	January	February	March	April	May	June	ANNUAL
2012	2,283	3,042	2,698	1,752	15,651	898	791	625	2,079	1,126	986	1,847	33,778
2013	621	1025	1055	1947	447	653	457	229	0	1022	0	0	7,456
2014	1221	2279	3249	2495	2490	2687	1129	883	-448	1712	1650	0	19,347
2015	4669	31	1679	3267	2659	1159	6674	13,265	574	1318	2582	0	37,877
2016	7045	10,791	759	1736	3735	1359	1785	15,304	654	685			43,853

**INVESTMENT INCOME MONTHLY HISTORY**



**INVESTMENT INCOME ANNUAL HISTORY**

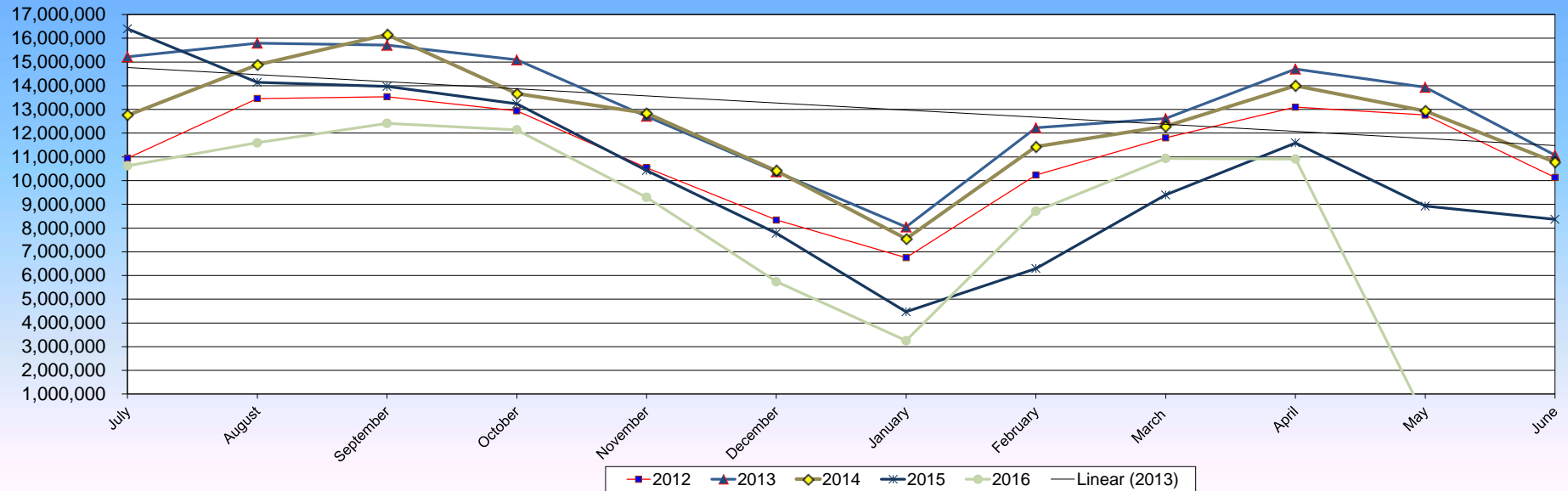


*SPRINGBORO COMMUNITY CITY SCHOOLS*  
**CASH FLOW HISTORY**  
 (Amounts Represent General Fund Month Ending Balances)

Current Month

FY	July	August	September	October	November	December	January	February	March	April	May	June
2012	10,943,740	13,460,001	13,533,343	12,939,781	10,548,887	8,338,630	6,754,746	10,234,435	11,799,012	13,093,742	12,762,433	10,127,709
2013	15,219,086	15,793,376	15,706,069	15,088,260	12,712,944	10,370,909	8,047,609	12,223,488	12,614,582	14,701,106	13,930,078	11,070,591
2014	12,754,762	14,885,287	16,147,877	13,663,073	12,844,156	10,417,017	7,543,879	11,426,299	12,288,002	13,994,917	12,934,439	10,782,854
2015	16,398,089	14,138,107	13,965,306	13,233,279	10,429,438	7,777,413	4,466,180	6,292,608	9,395,939	11,591,212	8,923,751	8,368,436
2016	10,623,482	11,592,457	12,413,277	12,141,221	9,292,765	5,739,217	3,250,888	8,715,284	10,935,208	10,909,222		

**CASH FLOW ANALYSIS**



-- Options Summary --

Summary or Detail Report? (S,D) D  
Output file: FINSUMM.TXT  
Type: CSV  
Print options page? (Y,N) Y  
Generate FINDET report for comparison? (Y,N) Y  
Sort options: FS  
Include future encumbrance amounts? (Y,N) N  
Include accounts with zero amounts? (Y,N) Y  
Include accounts which are no longer active? (Y,N,I) Y

BAT\_FINSUM executed by SCBO\_CF on node SWOCA0:: at 3-MAY-2016 11:17:10.71

Fund #	Fund Description	FYTD	MTD	FYTD	Current	Current	Unencumbered	Bank
Begin	Balance	Receipts	Expenditures	Expenditures	Fund Balance	Encumbrances	Fund Balance	Code
		MTD Receipts						
001	0000 GENERAL							
	7,355,229.73	4,283,802.31	43,160,511.00	4,309,789.12	40,619,725.82	9,896,014.91	1,562,281.93	8,333,732.98
001	9412 BUDGET RESERVE							
	1,013,208.92	0.00	0.00	0.00	0.00	1,013,208.92	0.00	1,013,208.92
002	0000 BOND RETIREMENT							
	3,302,087.18	3,052,414.36	6,116,091.69	33,861.40	3,793,828.84	5,624,350.03	1,305,582.30	4,318,767.73
002	9204 MASTER FACILITY PLAN-BOND RETIREMENT							
	268,835.69	0.00	0.00	0.00	0.00	268,835.69	0.00	268,835.69
003	0000 PERMANENT IMPROVEMENT							
	0.00	584,212.90	584,212.90	584,212.90	584,212.90	0.00	0.00	0.00
003	9201 PERMANENT IMPROVEMENT							
	0.00	0.00	0.00	0.00	0.00	0.00	0.00	0.00
004	9204 MASTER FACILITY PLAN - BUILDING FUND							
	14,315.72	0.00	0.00	0.00	14,315.72	0.00	0.00	0.00
004	9207 BUILDING FUND - MVH PROJECT							
	0.00	0.00	0.00	0.00	0.00	0.00	0.00	0.00
004	9208 BLDNG FUND-HIGH SCHOOL BOYS LOCKER ROOM							
	0.00	0.00	0.00	0.00	0.00	0.00	0.00	0.00
004	9213 BUILDING FUND - SCHOOL BUSES							
	0.00	0.00	0.00	0.00	0.00	0.00	0.00	0.00
004	9215 Energy Conservation Project							
	996,925.85	0.00	0.00	0.00	996,925.85	0.00	0.00	0.00
004	9218 MIRACLE FIELD PROJECT							
	28,220.00	0.00	0.00	0.00	0.00	28,220.00	0.00	28,220.00
006	0000 FOOD SERVICE FUND							
	844,518.84	141,320.20	1,253,561.90	114,264.72	1,143,284.08	954,796.66	162,834.75	791,961.91
007	9001 PEPSI SCHOLARSHIP							
	0.00	0.00	2,000.00	0.00	0.00	2,000.00	0.00	2,000.00
007	9002 SHS MEMORIAL TRUST FUND							
	2,699.06	0.00	0.00	0.00	0.00	2,699.06	0.00	2,699.06
007	9093 GRANGE SCHOLARSHIP FUND							
	25,578.41	0.00	11.13	0.00	0.00	25,589.54	0.00	25,589.54

Fund #	Fund Description	FYTD	MTD	FYTD	Current	Current	Unencumbered	Bank	
Begin	Balance	Receipts	Expenditures	Expenditures	Fund Balance	Encumbrances	Fund Balance	Code	
007 9098	HAROLD E. MILLS SCHOLARSHIP FUND	41,889.42	2.70	77.59	0.00	750.00	41,217.01	0.00	41,217.01
007 9214	WADE SCHOLARSHIP	1,900.00	500.00	500.00	0.00	0.00	2,400.00	0.00	2,400.00
009 9001	HIGH SCHOOL - UNIFORM SUPPLIES	0.00	0.00	0.00	0.00	0.00	0.00	0.00	0.00
009 9002	JR HIGH - UNIFORM SUPPLIES	0.00	0.00	0.00	0.00	0.00	0.00	0.00	0.00
009 9003	CE - UNIFORM SUPPLIES	0.00	0.00	0.00	0.00	0.00	0.00	0.00	0.00
009 9011	SI - UNIFORM SUPPLIES	0.00	0.00	0.00	0.00	0.00	0.00	0.00	0.00
009 9015	DENNIS EAST - UNIFORM SUPPLIES	0.00	0.00	0.00	0.00	0.00	0.00	0.00	0.00
009 9018	FIVE PTS WEST - UNIFORM SUPPLIES	0.00	0.00	0.00	0.00	0.00	0.00	0.00	0.00
018 904A	HIGH SCHOOL PUBLIC SCHOOL SUPPORT FUND	26,482.37	168.00	95,861.97	0.00	23,834.94	98,509.40	56,263.25	42,246.15
018 905A	JR HIGH PUBLIC SCHOOL SUPPORT FUND	27,816.50	2,942.48	19,234.88	149.43	19,886.37	27,165.01	10,033.80	17,131.21
018 906A	SPRINGBORO INTERMEDIATE PUBLIC SCHOOL SUPPORT	17,057.96	235.00	11,155.82	1,546.36	13,294.17	14,919.61	550.92	14,368.69
018 907A	CLEARCREEK ELEMENTARY PUBLIC SCHOOL SUPPORT	26,491.72	3,850.88	27,346.86	1,227.39	23,818.34	30,020.24	11,095.85	18,924.39
018 915A	DENNIS ELEM EAST - PUBLIC SCHOOL SUPPORT FUND	34,234.00	4,058.62	52,311.67	4,509.68	51,618.20	34,927.47	1,691.40	33,236.07
018 918A	FIVE POINTS WEST - PUBLIC SCHOOL SUPPORT FUND	64,775.68	7,771.33	79,595.98	4,806.21	88,052.61	56,319.05	5,329.15	50,989.90
018 960A	Superintendent/District Support	0.00	0.00	0.00	0.00	0.00	0.00	0.00	0.00
018 970A	SUPP SERV/TRANS PUBLIC SCHOOL SUPPORT FUND	4,198.24	79.04	574.32	0.00	0.00	4,772.56	0.00	4,772.56

Fund #	Fund Description	FYTD	MTD	FYTD	Current	Current	Unencumbered	Bank	
Begin	Balance	Receipts	Expenditures	Expenditures	Fund Balance	Encumbrances	Fund Balance	Code	
018	980A CURRICULUM - PUBLIC SCHOOL SUPPORT FUND	6,675.74	0.00	0.00	386.37	5,251.14	1,424.60	0.00	1,424.60
019	9215 GOVS Grant FY15	0.41	0.00	0.00	0.00	0.00	0.41	0.00	0.41
019	921J JENNINGS GRANTS-TO-EDUCATORS FY12	4.25	0.00	0.00	0.00	0.00	4.25	0.00	4.25
019	921S RECOVERY SERVICES-STEPS TO SUCCESS FY11	0.00	0.00	0.00	0.00	0.00	0.00	0.00	0.00
019	922S FY12 MENTAL RECOVERY - RE-DO PROGRAM	338.18	0.00	0.00	0.00	0.00	338.18	0.00	338.18
019	923K FY13 KINDER MORGAN GRANT	0.19	0.00	0.00	0.00	0.00	0.19	0.00	0.19
019	923M FY13 - MEN OF STRENGTH VIOLENCE PREV. GRANT	2,373.00	0.00	0.00	0.00	0.00	2,373.00	0.00	2,373.00
019	924K FY14 KINDER MORGAN GRANT	190.19	0.00	0.00	0.00	0.00	190.19	0.00	190.19
020	0000 MVH LEASE PAYMENTS/SPECIAL ENTERPRISE FUND	0.00	0.00	922,411.25	0.00	677,314.90	245,096.35	257,407.85	12,311.50-
022	907B ATHLETIC TOURNAMENT	0.00	0.00	0.00	0.00	0.00	0.00	0.00	0.00
024	9202 FLEXIBLE SPENDING	6,744.39	0.00	2,727.75	0.00	380.37	9,091.77	0.00	9,091.77
200	901A HIGH SCHOOL PRIDE COMMITTEE	1,133.34	3,130.40	3,130.40	3,150.00	3,150.00	1,113.74	0.00	1,113.74
200	902A ROBOTICS CLUB - DISTRICT WIDE	14,461.97	3,985.00	7,985.60	376.49	14,139.76	8,307.81	403.76	7,904.05
200	903A STAND CLUB	403.44	0.00	0.00	0.00	0.00	403.44	0.00	403.44
200	908A JROTC	4,057.48	1,142.73	4,201.05	27.13	5,901.10	2,357.43	587.16	1,770.27
200	909A HIGH SCHOOL GERMAN CLUB	108.38	0.00	0.00	0.00	0.00	108.38	0.00	108.38

Date: 05/03/2016  
 Time: 11:17 am

SPRINGBORO COMMUNITY SCHOOLS  
 Financial Report by Fund/SCC

Page: 4  
 (FINSUM)

Fund #	Fund Description	FYTD	MTD	FYTD	Current	Current	Unencumbered	Bank	
Begin	Balance	Receipts	Expenditures	Expenditures	Fund Balance	Encumbrances	Fund Balance	Code	
		MTD Receipts							
200 911A	SI - STUDENT COUNCIL	695.13	2,416.00	2,797.00	2,416.00	2,724.63	767.50	0.00	767.50
200 912A	HS ART CLUB	0.00	0.00	230.29	0.00	225.00	5.29	0.00	5.29
200 913A	HIGH SCHOOL DRAMA CLUB	4,604.87	0.00	1,044.00	0.00	408.61	5,240.26	0.00	5,240.26
200 914A	JCOWA (FORMERLY GLOBAL CONNECTIONS)	93.14	10.00	210.00	0.00	220.00	83.14	0.00	83.14
200 915A	S.A.D.D.	4,202.20	0.00	2,040.00	63.85	981.82	5,260.38	806.04	4,454.34
200 916A	HIGH SCHOOL FRENCH CLUB	2,729.18	0.00	1,247.00	0.00	1,025.84	2,950.34	913.06	2,037.28
200 917A	HIGH SCHOOL STUDENT COUNCIL	13,697.90	2,391.67-	14,811.61	0.00	12,969.61	15,539.90	3,027.01	12,512.89
200 918A	JR HIGH STUDENT COUNCIL	8,149.68	0.00	1,749.00	849.65	3,676.28	6,222.40	1,905.60	4,316.80
200 919A	S-CAPADES	22,771.00	635.00	13,115.00	0.00	13,143.23	22,742.77	0.00	22,742.77
200 920A	JR HIGH YEARBOOK	14,010.83	0.00	0.00	0.00	8,359.56	5,651.27	1,675.44	3,975.83
200 921A	DENNIS DH CLASS (EAST & WEST)	443.39	177.00	2,219.50	127.56	2,098.95	563.94	550.00	13.94
200 922A	HS DH CLASS	678.18	0.00	0.00	0.00	115.00	563.18	100.00	463.18
200 925A	HIGH SCHOOL NEWSPAPER	29.61	0.00	0.00	28.50	28.50	1.11	0.00	1.11
200 926A	JR HIGH NEWSPAPER	284.37	3.50	39.05	0.00	0.00	323.42	0.00	323.42
200 927A	NATIONAL HONOR SOCIETY	1,502.97	0.00	267.83	0.00	892.40	878.40	385.00	493.40
200 928A	S.A.D.D. - JUNIOR HIGH	352.99	0.00	0.00	0.00	0.00	352.99	0.00	352.99



Fund #	Fund Description	FYTD	MTD	FYTD	Current	Current	Unencumbered	Bank	
Begin	Balance	Receipts	Expenditures	Expenditures	Fund Balance	Encumbrances	Fund Balance	Code	
200 929A	THE MUSE MACHINE	4,926.84	0.00	11,731.03	65.00	7,497.65	9,160.22	6,475.00	2,685.22
200 931A	JH DH CLASS	1,976.56	0.00	0.00	130.28	607.41	1,369.15	412.57	956.58
200 950A	HS TECH PREP	260.39	0.00	320.00	165.00	165.00	415.39	0.00	415.39
200 954A	JR STATESMEN OF AMERICA	0.00	0.00	40.00	0.00	0.00	40.00	0.00	40.00
200 956A	JR HIGH NATIONAL HONOR SOCIETY	367.35	0.00	254.00	0.00	260.00	361.35	0.00	361.35
200 960A	HIGH SCHOOL PANTHER EXPRESS	42,341.70	0.00	0.00	0.00	0.00	42,341.70	0.00	42,341.70
200 965A	HS SCIENCE & ENGINEERING CLUB	722.66	0.00	0.00	106.99	205.07	517.59	144.93	372.66
200 966A	CLASS OF 2014	0.00	0.00	0.00	0.00	0.00	0.00	0.00	0.00
200 967A	CLASS OF 2015	0.00	0.00	675.00	0.00	675.00	0.00	0.00	0.00
200 968A	CLASS OF 2016	2,282.49	0.00	7,710.00	0.00	6,090.00	3,902.49	1,565.00	2,337.49
200 969A	CLASS OF 2017	0.00	10,900.00	15,559.00	4,829.00	10,103.00	5,456.00	5,330.00	126.00
300 9011	SWIMMING FUNDRAISER ACCT.	2,236.49	38.00	4,342.32	0.00	5,831.62	747.19	0.00	747.19
300 9017	HS GIRLS TRACK - FUNDRAISER	0.00	261.81	261.81	0.00	0.00	261.81	0.00	261.81
300 9018	JH GIRLS TRACK - FUNDRAISER	391.50	0.00	14,692.84	11,747.15	11,747.15	3,337.19	0.00	3,337.19
300 901B	ATHLETICS	130,250.68	25,454.75	927,271.84	57,496.78	854,799.84	202,722.68	11,689.35	191,033.33
300 901C	HS BOYS BASKETBALL FUNDRAISER ACCT.	8,948.38	534.40	17,447.13	1,503.70	25,047.55	1,347.96	0.00	1,347.96

Fund #	Fund Description	FYTD	MTD	FYTD	Current	Current	Unencumbered	Bank	
Begin	Balance	MTD Receipts	Receipts	Expenditures	Expenditures	Fund Balance	Encumbrances	Fund Balance Code	
300 901D	JH BOYS BASKETBALL FUNDRAISER ACCT.	163.89	0.00	2,482.45	0.00	2,476.00	170.34	0.00	170.34
300 901E	BOYS SOCCER FUNDRAISER ACCT.	2,514.64	0.00	12,012.63	0.00	5,898.48	8,628.79	0.00	8,628.79
300 901F	SOFTBALL FUNDRAISER ACCT.	275.28	542.60	19,526.83	7,511.71	14,997.17	4,804.94	1,166.64	3,638.30
300 901G	BASEBALL FUNDRAISER ACCT.	20,088.00	2,705.50	70,694.02	1,579.00	75,468.87	15,313.15	6,600.00	8,713.15
300 901H	HS FOOTBALL FUNDRAISER ACCT.	27,108.29	5,758.38	27,038.91	420.14	47,022.46	7,124.74	0.00	7,124.74
300 901I	JH FOOTBALL FUNDRAISER	0.00	0.00	0.00	0.00	0.00	0.00	0.00	0.00
300 901J	BOWLING FUNDRAISER ACCT.	736.35	0.00	1,476.19	257.00	1,893.76	318.78	0.00	318.78
300 901K	BOYS GOLF FUNDRAISER ACCT.	2,515.74	0.00	4,966.57	0.00	2,819.16	4,663.15	0.00	4,663.15
300 901L	GIRLS GOLF FUNDRAISER ACCT.	142.78	0.00	1,746.20	0.00	1,793.75	95.23	0.00	95.23
300 901M	HS BOYS TRACK FUNDRAISER ACCT.	3,330.01	261.80	28,385.86	7,839.85	24,089.50	7,626.37	3,022.59	4,603.78
300 901N	JH BOYS TRACK FUNDRAISER ACCT.	2,853.60	0.00	0.00	180.71	2,448.35	405.25	0.00	405.25
300 901O	HS WRESTLING FUNDRAISER ACCT.	1,668.32	0.00	7,978.87	1,053.50	5,027.46	4,619.73	96.25	4,523.48
300 901P	JH WRESTLING FUNDRAISER ACCT.	822.50	0.00	82.00	0.00	135.00	769.50	0.00	769.50
300 901Q	HS GIRLS BASKETBALL FUNDRAISER ACCT.	3,925.95	15,605.00	30,492.50	8,555.35	22,370.25	12,048.20	9,006.28	3,041.92
300 901R	JH GIRLS BASKETBALL FUNDRAISER ACCT.	0.00	0.00	0.00	0.00	0.00	0.00	0.00	0.00
300 901S	GIRLS SOCCER FUNDRAISER ACCT.	2,529.78	540.00	14,750.10	0.00	8,583.26	8,696.62	375.00	8,321.62









Date: 05/03/2016  
 Time: 11:17 am

SPRINGBORO COMMUNITY SCHOOLS  
 Financial Report by Fund/SCC

Page: 11  
 (FINSUM)

Fund #	Fund Description		FYTD	MTD	FYTD	Current	Current	Unencumbered	Bank
Begin	Balance	MTD Receipts	Receipts	Expenditures	Expenditures	Fund Balance	Encumbrances	Fund Balance	Code
590 9214	TITLE IIA ITQ FY14								
	0.00	0.00	0.00	0.00	0.00	0.00	0.00	0.00	
590 9215	TITLE IIA ITQ FY15								
	599.70	0.00	599.70-	0.00	0.00	0.00	0.00	0.00	
590 9216	Title II-A ITC FY16								
	0.00	0.00	21,443.10	320.00	23,014.84	1,571.74-	10,387.16	11,958.90-	
599 9213	FY13 NATIONAL SCHOOL EXPANSION GRANT								
	0.00	0.00	0.00	0.00	0.00	0.00	0.00	0.00	
GRAND TOTALS:									
	14,736,930.48	8,182,743.45	54,720,102.13	5,285,605.02	50,527,646.68	18,929,385.93	3,581,827.25	15,347,558.68	